

2003 IT-40EZ

Indiana Income Tax Return For Full-Year Indiana Residents with No Dependents *Forms and Instruction Booklet*

2003 Changes



More Indiana Counties Adopt County Tax

Clark, Porter and Vigo counties have adopted county income taxes. See county tax instructions on page 8 for more information.



Indiana's Earned Income Credit

For the first time you may be eligible to claim the earned income credit on Form IT-40EZ. See line 12 instructions on page 6 for more information.



Renter's Deduction Increase

The ceiling for the renter's deduction has been increased to \$2,500. See instructions on page 8 for more information.



Hoosier Works Direct Deposit

You may choose to directly deposit your refund in your Hoosier Works MC account. See line 17 instructions on page 7 for more information.

Need Tax Forms or Information Bulletins?

Use Your Fax Machine

Indiana TaxFax: If you have access to a fax machine that has a telephone attached to it, call our fax-on-demand system at (317) 233-2329 from that telephone. The system allows you to receive state tax forms and information bulletins through the same fax machine on your call. It is available 24 hours a day, 7 days a week.

Use Your Personal Computer

Visit our web site on the Internet and download forms that you need. Our address is: www.in.gov/dor/

Or visit a district office or call the Forms Order Request Line at (317) 615-2581 and request the Package IN-X CD-ROM. (Note: Your operating system must be Windows 95 or a later version.)

Use Your Telephone

To obtain forms by phone, call (317) 615-2581. When calling the forms order request line be prepared to have the following information ready to leave on the voice mail system: name of form or form number needed, number of copies needed, contact person's name, daytime phone number, and a complete mailing address (including city, state and zip code). Hearing impaired taxpayers may call our Telephone Device for the Deaf (TDD) Number, (317) 232-4952 to receive assistance or request information about their tax refund.

Use Your Local Library, Post Office or District Office

Tax forms may be available in your neighborhood at your local library or post office. They are also available at any of our district offices, which are located in Bloomington, Clarksville, Columbus, Evansville, Fort Wayne, Kokomo, Lafayette, Merrillville, Muncie, South Bend and Terre Haute. These offices are open Monday - Friday between 8:15 a.m. and 4:30 p.m. Check local listings for the address.

Need Help With Your Return?

Use Local Assistance

Visit any of the district offices mentioned above or take advantage of the **Volunteer Income Tax Assistance (VITA) program** or the **Tax Counseling for the Elderly (TCE) program**. These programs provide free tax return preparation help to low income, elderly and taxpayers with special needs. Volunteers will help fill out federal and state forms for those who qualify. You can find the nearest VITA/TCE location by calling the Internal Revenue Service at 1-800-829-1040. If you need assistance with your income tax return be sure to bring your W-2s, 1099s, or WH-18s and, if going to a district office, a copy of your completed federal tax return.

Use the Automated Information Line

You may call the Automated Information Line from a touch-tone telephone to access 1) status of refunds; 2) prerecorded tax topics; and 3) tax liability balances. Call (317) 233-4018 and follow the instructions. This touch-tone phone service is available beginning at 8:00 a.m. on Mondays through 10:00 p.m. on Saturdays. If you have a rotary phone, call (317) 232-2240 from 8:15 a.m. to 4:30 p.m., Monday through Friday, and a Department representative will help you.

The prerecorded tax topics include information on Collection Procedures, Business Registration Requirements and How to Register a Business, Payment Plan Procedures, Estimated Tax/IT-2210 Penalty, Use Tax Information, County Tax, and 2003 Tax Highlights.

To receive information on the daily balance due of a tax liability you will need a copy of your tax notice because you will need to enter the tax identification number or social security number shown on the notice.

Call Us

To receive help with basic tax questions, call us at (317)232-2240 Monday - Friday between the hours of 8:15 a.m. to 11:15 a.m. and 12:30 p.m. to 4:30 p.m.

Internet

If you need help deciding which form to file, or to get information bulletins or policy directives on specific topics, visit our web site at:

www.in.gov/dor/

Ready To File Your Return?

Use the Electronic Filing Program

More than 1,645,000 Indiana taxpayers took advantage of the 2002 Electronic Filing Program to file their state and federal individual income tax returns electronically.



This program provides Indiana taxpayers the opportunity to file their federal and state tax returns electronically and receive their

Indiana refund in about half the time it takes to process paper...even less if you use **direct deposit**, which deposits your refund directly into your bank account. Even if there is an amount due on either return, Indiana taxpayers can still file electronically and feel comfortable knowing the returns were received by the IRS and the Indiana Department of Revenue.

Contact your tax preparer to see if they provide this service. Or, if you complete your own return, many preparers, banks, and credit unions throughout Indiana will transmit your return electronically for you.

Where's Your Refund?

The Automated Information Line allows you to check on the status of your refund. *Important:* You will need a copy of your completed tax return because you will need to know the first social security number shown on your return and the exact amount of your refund in whole dollars.

When you call (317) 233-4018 you will receive the latest information available on the status of your refund. This touch-tone phone service is available beginning at 8 a.m. Monday through 10 p.m. Saturday. *Please wait approximately 12 weeks from the date you filed your return before calling to check on the status of your refund.* If you have a rotary phone, you may call (317) 232-2240 from 8:15 a.m. to 11:15 a.m. and 12:30 p.m. to 4:30 p.m., Monday through Friday, and a Department representative will help you.

A refund directly deposited to your bank account may be listed on your bank statement as a credit, deposit, etc. If you have received information from the Department that your refund has been issued, and you are not sure if it has been deposited in your bank account, call the ACH Section of your bank or financial institution for clarification.

Note: A refund directly deposited to your Hoosier Works MasterCard Account will appear on your account monthly statement.

Moving?

If you move to a new address after you file your tax return and do not have a forwarding address on file with the post office, the Department needs to know where to send your refund check and a tax booklet for next year. You can tell us your new address by calling the Department at (317) 232-2240, visiting a district office near you, writing to us at: Indiana Department of Revenue, IGCN Room N105, 100 N. Senate Ave., Indpls, IN 46204, or change it over the Internet at:

www.in.gov/dor/assistance/chg_address.html

Unresolved Problems?

Use the Taxpayer Advocate

As prescribed by the Taxpayer Bill of Rights, the Department of Revenue has an appointed Taxpayer Advocate whose purpose is to facilitate the resolution of taxpayer complaints and problems. If you have a complex tax problem you have not been able to resolve through normal channels, or a tax assessment places an undue hardship on you, you may receive assistance from the Office of the Taxpayer Advocate. Submit supporting information and documents to: Indiana Department of Revenue, Office of the Taxpayer Advocate, P.O. Box 6155, Indianapolis, IN 46206-6155.

Public Hearing



Mark June 1, 2004 on your calendar now!

In accordance with the Indiana Taxpayer Bill of Rights, the Department will conduct an annual public hearing on Tuesday, June 1, 2004. Please come and share your ideas on how the Department of Revenue can better administer Indiana tax laws. The hearing will be held at 9:00 a.m. in Conference Room 1 of the Conference Center, Indiana Government Center South, 402 West Washington Street, Indianapolis, Indiana. If you can't attend, please submit your concerns in writing to: Indiana Department of Revenue, Commissioner's Office, 100 North Senate Avenue, Indianapolis, Indiana 46204.

Please mail your completed return to:
Indiana Department of Revenue
P.O. Box 40
Indianapolis, IN 46206-0040



County Tax Worksheet for IT-40EZ filers

See instructions on page 8

Important: If the county(s) where you and/or your spouse lived and worked on January 1, 2003, is listed on the chart on page 4 with a **rate** by its name, complete this worksheet. If the county where you both lived and worked has **NA** by its name, don't complete this worksheet. You won't owe a county tax. See the instructions on page 8 for more information.

Section 1: Complete if, on January 1, 2003, you and/or your spouse were residents of a county that had adopted a county income tax (it has a rate by its name on the chart on page 4).

Your county of **residence** as of January 1, 2003. Enter 2-digit* county code number.

Spouse's county of **residence** as of January 1, 2003. Enter 2-digit* county code number.

*See the County Tax Chart on page 4 to find your 2-digit county code number.

	Column A - Yours	Column B - Spouse's
1. Enter from line 5 of IT-40EZ your share of the income amount. Note: If both you and your spouse lived in the same county on January 1, figure your tax by entering the line 5 amount from Form IT-40EZ on line 1A only (you won't have to complete Column B)	1A <input style="width: 150px; height: 20px;" type="text"/>	1B <input style="width: 150px; height: 20px;" type="text"/>
2. Enter the resident rate from the county tax chart on page 4 for the county code number shown above	2A <input style="width: 150px; height: 20px; background-color: #cccccc;" type="text"/>	2B <input style="width: 150px; height: 20px; background-color: #cccccc;" type="text"/>
3. Multiply the income on line 1A/B by the rate on line 2A/B (if less than zero, enter zero)	3A <input style="width: 150px; height: 20px;" type="text"/>	3B <input style="width: 150px; height: 20px;" type="text"/>
4. Add lines 3A and 3B. Enter here and on Form IT-40EZ, line 7	▶ <input style="width: 100px; height: 20px;" type="text"/>	



If you and your spouse (if filing a joint return) figured a tax in Section 1, STOP! You're finished with this worksheet. However, if you and/or your spouse did not figure a tax in Section 1, then go on to Section 2.

Section 2: Complete if, on January 1, 2003, you and/or your spouse were a resident of a county that had not adopted a county income tax, but you and/or your spouse worked in an Indiana county that had adopted a county income tax. Note: If you didn't live or work in a county that has a tax, you will not owe a county tax.

Your county of **principal employment** as of January 1, 2003. Enter 2-digit* county code number.

Spouse's county of **principal employment** as of January 1, 2003. Enter 2-digit* county code number.

*See the County Tax Chart on page 4 to find your 2-digit county code number.

	Column A - Yours	Column B - Spouse's
1. Enter your wage, salaries, tips and/or commission income from your principal employment for the year. This income will be included on Form IT-40EZ, line 1. See instructions on page 8	1A <input style="width: 150px; height: 20px;" type="text"/>	1B <input style="width: 150px; height: 20px;" type="text"/>
2. Exemption	2A <input style="width: 150px; height: 20px; text-align: center; font-weight: bold;"/> 1,000	2B <input style="width: 150px; height: 20px; text-align: center; font-weight: bold;"/> 1,000
3. Line 1 minus line 2	3A <input style="width: 150px; height: 20px;" type="text"/>	3B <input style="width: 150px; height: 20px;" type="text"/>
4. Enter the nonresident rate from the county tax rate chart on page 4 for the county number shown under the Section 2 heading above	4A <input style="width: 150px; height: 20px; background-color: #cccccc;" type="text"/>	4B <input style="width: 150px; height: 20px; background-color: #cccccc;" type="text"/>
5. Multiply the income on line 3A/B by the nonresident rate on Line 4A/B (if less than zero, enter zero)	5A <input style="width: 150px; height: 20px;" type="text"/>	5B <input style="width: 150px; height: 20px;" type="text"/>
6. Enter total of 5A plus 5B. Add to any Section 1, line 4 amount and carry to Form IT-40EZ, line 7	▶ <input style="width: 100px; height: 20px;" type="text"/>	

2003 Indiana County Income Tax Rates and County Codes

*These rates have changed from last year's chart.

County Code #	County Name	Resident Rate	Nonresident Rate
01	Adams	.01062*	.00612*
02	Allen	.01	.0055
03	Bartholomew	.01	.0025
04	Benton	.0125	.005
05	Blackford	.0125	.005
06	Boone	.01	.0025
07	Brown	.0125	.005
08	Carroll	.011	.0035
09	Cass	.01375*	.00625*
10	Clark	.00625*	.0025*
11	Clay	.01125*	.0025
12	Clinton	.0125	.005
13	Crawford	.01	.005
14	Daviess	.0125*	.0025
15	Dearborn	.006	.0015
16	Decatur	.0125	.005
17	DeKalb	.0125	.005
18	Delaware	.008	.0035
19	Dubois	.01	.0055
20	Elkhart	.01375*	.005
21	Fayette	.01185*	.00435*
22	Floyd	.00725*	.00475*
23	Fountain	.01	.0025
24	Franklin	.0125	.005
25	Fulton	.013025*	.005525*
26	Gibson	.005	.005
27	Grant	.01125*	.00375*
28	Greene	.01	.0025
29	Hamilton	.01	.0025
30	Hancock	.0115	.004
31	Harrison	.01	.005
32	Hendricks	.0125	.005
33	Henry	.01	.0025
34	Howard	.009	.00375
35	Huntington	.0125	.005
36	Jackson	.0135	.005
37	Jasper	.01	.0025
38	Jay	.0125	.005
39	Jefferson	NA	NA
40	Jennings	.0125	.005
41	Johnson	.01	.0025
42	Knox	.00625*	.004375*
43	Kosciusko	.01	.00475
44	LaGrange	.0125	.005
45	Lake	NA	NA
46	LaPorte	.0095	.007
47	Lawrence	.01	.0025
48	Madison	.01	.0025
49	Marion	.007	.00175
50	Marshall	.01125*	.0025
51	Martin	.01	.004

County Code #	County Name	Resident Rate	Nonresident Rate
52	Miami	.00945*	.00495*
53	Monroe	.01	.0025
54	Montgomery	.01	.0025
55	Morgan	.01035*	.00285*
56	Newton	.01	.0025
57	Noble	.0125	.005
58	Ohio	.01	.0025
59	Orange	.0125	.005
60	Owen	.0125	.005
61	Parke	.0125	.005
62	Perry	.01	.00625
63	Pike	.004	.004
64	Porter	.00125*	.00125*
65	Posey	NA	NA
66	Pulaski	.0164*	.0059*
67	Putnam	.0125	.005
68	Randolph	.015	.0075
69	Ripley	.0125	.005
70	Rush	.0125	.005
71	St. Joseph	.008	.0035
72	Scott	.0108*	.0033*
73	Shelby	.0125	.005
74	Spencer	.008*	.00575*
75	Starke	.01	.0075
76	Steuben	.0125	.005
77	Sullivan	NA	NA
78	Switzerland	.01	.0025
79	Tippecanoe	.01	.0055
80	Tipton	.0125	.005
81	Union	.015*	.005
82	Vanderburgh	.01	.0025
83	Vermillion	.001	.001
84	Vigo	.00625*	.00375*
85	Wabash	.01375*	.00625*
86	Warren	.0125	.005
87	Warrick	.005	.005
88	Washington	.01375*	.00625*
89	Wayne	.015	.005
90	Wells	.0135*	.006*
91	White	.0125	.005
92	Whitley	.012	.0045

00 All Other States except the following: 94 Illinois 95 Kentucky 96 Michigan 97 Ohio 98 Pennsylvania 99 Wisconsin	New Counties to adopt a tax: 10 Clark 64 Porter 84 Vigo
---	---

**IT-40EZ**State Form 48438
8-03**2003****Indiana Income Tax Return for Full-Year
Indiana Resident Filers With No Dependents****Due April 15, 2004**

A Your Social Security Number <input type="text"/>		B Spouse's Social Security Number <input type="text"/>	
D Your first name		E Initial	F Last name
G If filing a joint return, spouse's first name		H Initial	I Last name
J Present address (number and street or rural route)(If you have a P.O. box, see page 5)			N School District Number (see pg. 10) <input type="text"/>
K City		L State	M Zip Code + 4
O Foreign Country (if applicable)			

Indiana county informationEnter the **2-digit county code** numbers (found on page 4 in the instruction booklet) for the county where you lived and worked on January 1, 2003.

P Taxpayer		S Spouse	
County where you lived <input type="text"/>	County where you worked <input type="text"/>	County where you lived <input type="text"/>	County where you worked <input type="text"/>

Please round all entries to nearest dollar (see instructions on page 5)**Federal AGI****Indiana deductions****Indiana exemptions****Indiana taxes due****Indiana credits****Indiana Refund****Direct deposit**

(See page 7)

Paperclip check or money order here

Note: Read the instructions before completing this form.

1	Enter your federal adjusted gross income from federal Form 1040EZ, line 4	1	<input type="text"/>	<input type="text"/>	<input type="text"/>	<input type="text"/>	<input type="text"/>
2	Deductions: Enter the amount from line 3 of the Indiana Deduction Worksheet on the back of this form	2	<input type="text"/>	<input type="text"/>	<input type="text"/>	<input type="text"/>	<input type="text"/>
3	Subtract line 2 from line 1 and enter total. If less than zero, leave blank	3	<input type="text"/>	<input type="text"/>	<input type="text"/>	<input type="text"/>	<input type="text"/>
4	Enter \$1,000 if filing a single return OR \$2,000 if filing a joint return	4	<input type="text"/>	<input type="text"/>	<input type="text"/>	<input type="text"/>	<input type="text"/>
5	Indiana taxable income: subtract line 4 from line 3 and enter total. If less than zero, leave blank	5	<input type="text"/>	<input type="text"/>	<input type="text"/>	<input type="text"/>	<input type="text"/>
6	State adjusted gross income tax: multiply line 5 by 3.4% (.034) and enter total	6	<input type="text"/>	<input type="text"/>	<input type="text"/>	<input type="text"/>	<input type="text"/>
7	County income tax: enter any amount(s) figured on the County Tax Worksheet, Section 1 line 4 plus, if applicable, Section 2 line 6	7	<input type="text"/>	<input type="text"/>	<input type="text"/>	<input type="text"/>	<input type="text"/>
8	Use tax due on out-of-state purchases (see instructions on page 6)	8	<input type="text"/>	<input type="text"/>	<input type="text"/>	<input type="text"/>	<input type="text"/>
9	Total tax: Add lines 6, 7 and 8 and enter total	9	<input type="text"/>	<input type="text"/>	<input type="text"/>	<input type="text"/>	<input type="text"/>
10	From W-2's: all Indiana State Tax withheld	10	<input type="text"/>	<input type="text"/>	<input type="text"/>	<input type="text"/>	<input type="text"/>
11	From W-2's: all Indiana County Tax withheld	11	<input type="text"/>	<input type="text"/>	<input type="text"/>	<input type="text"/>	<input type="text"/>
12	Indiana earned income credit (see instructions on page 6)	12	<input type="text"/>	<input type="text"/>	<input type="text"/>	<input type="text"/>	<input type="text"/>
13	Total Credits: Add lines 10, 11 and 12 and enter total here	13	<input type="text"/>	<input type="text"/>	<input type="text"/>	<input type="text"/>	<input type="text"/>
14	If line 13 is larger than line 9, subtract line 9 from line 13. This is an overpayment. (If line 9 is larger than line 13, skip to line 18.)	14	<input type="text"/>	<input type="text"/>	<input type="text"/>	<input type="text"/>	<input type="text"/>
15	Amount from line 14 to be donated to the Indiana Nongame Wildlife Fund	15	<input type="text"/>	<input type="text"/>	<input type="text"/>	<input type="text"/>	<input type="text"/>
16	Subtract line 15 from line 14. This is your refund YOUR REFUND	16	<input type="text"/>	<input type="text"/>	<input type="text"/>	<input type="text"/>	<input type="text"/>
17a Routing Number <input type="text"/>		17b Account Number <input type="text"/>		17c Type of Account <input type="checkbox"/> Checking <input type="checkbox"/> Savings <input type="checkbox"/> Hoosier Works MC			
18	If line 9 is larger than line 13, subtract line 13 from line 9. This is the amount you owe. See page 7 for details on how to make your payment, including credit card options. No payment is due if you owe less than \$1.00 AMOUNT YOU OWE	18	<input type="text"/>	<input type="text"/>	<input type="text"/>	<input type="text"/>	<input type="text"/>

	Dollars	Cents
1	<input type="text"/>	<input type="text"/>
2	<input type="text"/>	<input type="text"/>
3	<input type="text"/>	<input type="text"/>
4	<input type="text"/>	<input type="text"/>
5	<input type="text"/>	<input type="text"/>
6	<input type="text"/>	<input type="text"/>
7	<input type="text"/>	<input type="text"/>
8	<input type="text"/>	<input type="text"/>
9	<input type="text"/>	<input type="text"/>
10	<input type="text"/>	<input type="text"/>
11	<input type="text"/>	<input type="text"/>
12	<input type="text"/>	<input type="text"/>
13	<input type="text"/>	<input type="text"/>
14	<input type="text"/>	<input type="text"/>
15	<input type="text"/>	<input type="text"/>
16	<input type="text"/>	<input type="text"/>

If you want to **DIRECT DEPOSIT** your refund, you must complete this area.

AA
VNBB DD **You must sign the back of the return**

Indiana Deduction Worksheet

Instructions begin on page 8

Renter's Deduction

U Number of months rented during 2003

V Amount of rent paid \$

W Address where rented (if different from front page)

Enter Landlord's Name and Address

X

Attach additional location and landlord information if renting at more than one location.

Please round all entries to nearest dollar (see instructions on page 5)

Dollars Cents

- 1 Enter the **lesser** of the amount of rent paid for 2003 **OR** \$2,500 1
- 2 Enter the amount from line 7 of the unemployment compensation worksheet 2
- 3 Total deductions: Add lines 1 and 2. Carry this total to page 1, line 2 **B** 3

<input type="text"/>	<input type="text"/>	<input type="text"/>	.	<input type="text"/>	<input type="text"/>
<input type="text"/>	<input type="text"/>	<input type="text"/>	.	<input type="text"/>	<input type="text"/>
<input type="text"/>	<input type="text"/>	<input type="text"/>	.	<input type="text"/>	<input type="text"/>

Total Indiana Deductions

Indiana EIC Worksheet

Y Indiana Earned Income Credit

Enter the earned income credit from your federal income tax return, Form 1040EZ, line 8 (must be \$9.00 or more - see instructions on page 6) ... **A**

Multiply line A by .06. Enter here and carry to page 1, line 12 **B**

<input type="text"/>	<input type="text"/>	.	<input type="text"/>	<input type="text"/>
<input type="text"/>	<input type="text"/>	.	<input type="text"/>	<input type="text"/>

If any individual listed at the top of the IT-40EZ died during 2003, enter date of death below.

Taxpayer's date of death ^{EE} 2003 Spouse's date of death ^{FF} 2003

Authorization

Under penalty of perjury, I have examined this return and all attachments and to the best of my knowledge and belief, it is true, complete and correct. I understand that if this is a joint return, any refund will be made payable to us jointly and each of us is liable for all taxes due under this return. Also, my request for direct deposit of my refund includes my authorization to the Indiana Department of Revenue (Department) to furnish my financial institution with my routing number, account number, account type, and social security number to ensure my refund is properly deposited. I give permission to the Department to contact the Social Security Administration in order to confirm the social security number(s) used on this return are correct.

GG I authorize the Department to discuss my return with my tax preparer. Yes No

HH Your Daytime Telephone Number

<input type="text"/>	<input type="text"/>	<input type="text"/>
----------------------	----------------------	----------------------

II Spouse's Daytime Telephone Number

<input type="text"/>	<input type="text"/>	<input type="text"/>
----------------------	----------------------	----------------------

JJ E-mail address to reach you

Your Signature	Date
<input type="text"/>	<input type="text"/>

Spouse's Signature	Date
<input type="text"/>	<input type="text"/>

Paid Preparer's Information:

Preparer's Name and Address

Name	<input type="text"/>
MM Address	<input type="text"/>
NN City	<input type="text"/>
OO State	<input type="text"/>
PP Zip Code + 4	<input type="text"/>

Preparer's:

KK Federal I.D. Number, PTIN **OR**
 Social Security Number

LL
Preparer's Daytime Telephone Number

<input type="text"/>	<input type="text"/>	<input type="text"/>
----------------------	----------------------	----------------------

Preparer's Signature Date



Keep a copy of your completed return and attachments for your records.

Please mail to: Indiana Department of Revenue, P.O. Box 40, Indianapolis, IN 46206-0040.

Line 8 - Use Tax Due on Out-of-State Purchases

If, while a resident of Indiana, you made purchases outside Indiana by mail order, through radio or television advertising, over the Internet or directly from an out-of-state company, those purchases may be subject to Indiana sales and use tax if sales tax was not paid at the time of purchase. This tax, called “use” tax, is figured at 6% (.06) for purchases made from 01/01/03 through 12/31/03.

When you make purchases from a company in Indiana, that company is responsible for collecting the Indiana sales tax from you. When you make purchases from an out-of-state company, YOU are responsible for making sure the use tax is paid. Either the out-of-state company collects the tax from you or you must pay the tax directly to the State of Indiana.

To figure your tax you should complete the worksheet below. If you did pay sales tax to the state where the item was originally purchased you are allowed a credit against your Indiana use tax for an amount up to 6% (.06) for purchases made from 01/01/03 through 12/31/03.

Lines 10 and 11 - Indiana State and County Tax Withholding Amounts

Enter the amount(s) of Indiana state and/or county tax withheld, which is usually shown in boxes 17 and 19 of your W-2s. You must attach your W-2s to verify your claimed withholding.



Line 12 - Indiana’s Earned Income Credit

Most Hoosiers who claim the earned income credit on their federal Form 1040EZ are now eligible to claim Indiana’s earned income credit.

If you:

- were a full-year Indiana resident during 2003,
- had income from Indiana sources, and
- claimed at least a \$9.00* earned income credit on your federal Form 1040EZ, then

you are eligible to claim Indiana’s earned income credit.

Complete the worksheet on the back of Form IT-40EZ to figure your credit.

*This amount must be \$9.00 or more (a smaller federal earned income credit will result in an Indiana credit of less than \$1.00).

Important: If you received Indiana advance earned income credit payments from your employer, then you cannot file Form IT-40EZ; you must file Form IT-40 and report this amount on line 19 of that form.



Line 15 - Contribution To Indiana Nongame Wildlife Fund

The Indiana Wildlife Diversity Program offers you the opportunity to play an active role in conserving Indiana’s nongame wildlife. The money you donate goes directly to the protection and management of more than 550 wildlife species in Indiana - from robins and turtles to state-endangered bald eagles and river otters. Enter the amount of your refund you wish to donate to the Nongame Wildlife Fund in the box on line 15. Donations must be a minimum of \$1.00.

Learn more about Indiana’s Wildlife Diversity Program and how donations have helped Indiana’s wildlife on the Internet at www.wildlife.in.gov/.


If you are not receiving a refund, but want to support the Wildlife Diversity Program, do not change your tax return. You can send a donation directly to the Wildlife Diversity Program by completing the form on the back of this booklet.

Sales/Use Tax Worksheet		
List all purchases made during 2003 from out-of-state companies.		
Description of personal property purchased from out-of state	Date of Purchase(s) Column A	Purchase Price of Property(s) Column B
Magazine subscriptions:		
Mail order purchases:		
Internet purchases:		
Other purchases:		
1. Total purchase price of property subject to the sales/use tax: enter total of Column B	1	
2. Sales/use tax: Multiply line 1 by .06 (6%)	2	
3. Sales tax previously paid on the above items (up to 6% per item)	3	
4. Total amount due: Subtract line 3 from line 2. Carry to Form IT-40EZ, line 8. If the amount is negative, enter zero and put no entry on line 8 of the IT-40EZ	4	


Line 17 - Direct Deposit


If you want your refund directed into your bank account, complete lines 17a, b and c.

- a) The routing number is 9 (nine) digits, with the first two digits of the number beginning with 01 through 12 or 21 through 32. Do not use a deposit slip to verify the number because it may have internal codes as part of the actual routing number. The sample check below has the routing number identified.
- b) The account number can be up to 17 digits. Omit any hyphens, accents and special symbols. Enter the number from left to right and leave any unused boxes blank. The account number is identified on the sample check below.
- c) Check the appropriate box for the type of account you are making your deposit to: either a checking account or savings account.



Note: The routing and account numbers may appear in different places on your checks.

 If you currently have a **Hoosier Works MasterCard** and wish to have your refund directly deposited in your account, enter your 12-digit account number on line 17b, where it says "Account Number" (do not write anything on line 17a "Routing Number").



You can find your 12-digit account number in the upper right-hand corner of your account monthly statement.



Note: DO NOT use your MasterCard 16 digit number.

Make sure to check the "Hoosier Works MC" box on line 17c.

Type of Account: Checking Savings **Hoosier Works MC**



Line 18 - Amount You Owe Payment Options

You may pay the Amount You Owe on line 18 with a major credit card over the Internet. Log on to the web site at www.in.gov/dor/epay and use your American Express, Discover, MasterCard, or Visa.

A convenience fee will be charged by the credit card processor based on the amount you are paying. You will be told what the fee is and you will have the option to either cancel or continue the credit card transaction.

The **eCheck** payment method, which uses a paperless check, is available. This service may be used to pay the tax due with your Indiana individual income tax return, as well as any billings issued by the Indiana Department of Revenue for any tax type. Go to our web site at www.in.gov/dor/, select Electronic Services, and follow the step-by-step instructions to make your payment. You will receive a confirmation number and should keep this with your tax filing records. The fee for using this service is \$1.00.

Note: All payments made to the Indiana Department of Revenue must be made with U.S. Funds.

Note: No payment is due if you owe less than \$1.00.

Note: You may owe penalty and interest if you file past the April 15, 2004 due date. Also, if you owe more than \$400, a penalty for the underpayment of estimated tax may be due. We will bill you if any of these penalties or interest are due. You also have the option to file the Form IT-40 and pay any penalties and interest due with that filing. See the "Need Tax Forms ...?" section on page 1 for options on how to get this form.

Unemployment Compensation Worksheet 

Note: If you were married but filing separately, and you lived with your spouse at any time during 2003, enter -0- on line 3 of the worksheet. However, if you were married but filing separately, and lived apart from your spouse the entire year, enter \$12,000 on line 3.

You'll need your federal Form 1040EZ to complete lines 1 and 2 below.

1. Enter the unemployment compensation from your federal Form 1040EZ, line 3	1		
2. Enter the "adjusted gross income" from your federal Form 1040EZ, line 4	2		
3. Enter \$12,000 if single, or \$18,000 if married filing a joint return	3		
4. Subtract Line 3 from Line 2. If zero or less, enter -0-	4		
5. Enter one-half (1/2) of the amount on Line 4	5		
6. Taxable unemployment compensation for Indiana purposes: enter the amount from either Line 1 or Line 5, whichever is smaller	6		
7. Subtract Line 6 from Line 1. Carry this amount to the back of Form IT-40EZ. Enter it on Line 2 of the Indiana Deduction Worksheet	7		

Indiana Deduction Worksheet Instructions Located on Back of Form IT-40EZ

Line 1 - Renter's Deduction

You may be able to take the renter's deduction if:

- a) you paid rent on your principal place of residence, **and**
- b) the place you rented was subject to Indiana property tax.

Your "principal place of residence" is the place where you have your true, fixed, permanent home and where you intend to return after being absent.

- If you rented a mobile home or paid rent on a lot for your mobile home, you may claim the renter's deduction if the above requirements are met.
- Rent paid for summer or vacation homes is *not* deductible.

You cannot claim the renter's deduction if the rental property was exempt from Indiana property tax. Examples of this type of property are:

- a) government owned housing,
- b) property owned by a nonprofit organization;
- c) student housing;
- d) property owned by a cooperative association; or
- e) property located outside of Indiana.

The renter's deduction is the actual amount of rent paid or \$2,500, whichever is *less*. You must complete all the information on the worksheet. If you moved during the year or had more than one landlord, you must list the same information for each place that you rented. Attach additional sheets if necessary.

Important: You must maintain copies of your rental receipts, landlord identifying information, and lease agreements as the Department can require you to provide this information.

Line 2 - Nontaxable Portion of Unemployment Compensation

If you received unemployment compensation during 2003, Indiana may tax a different amount than what you reported on your federal Form 1040EZ, line 3. Complete the worksheet on page 7 to determine the amount of your deduction.

County Tax Worksheet Instructions

If, on January 1, 2003, you and/or your spouse lived or worked in an Indiana county that had a county tax, then you must complete this worksheet. The counties having a tax are listed on page 4 with their tax rates. *Note: If the county on the chart has the initials "NA" in the rate columns, that means it doesn't have a county tax.* Its name is listed there so you can find the 2-digit code number for your county for the top of the IT-40EZ. Also, code number "00" is to be used by Indiana residents who worked out-of-state unless they live in the states listed on the bottom of the chart on page 4.

County of Residence

Your county of residence is the county where you maintained your home on January 1, 2003. If you had more than one home in Indiana on this date, then your county of residence as of January 1, 2003 was:

- a) where you were registered to vote. If this did not apply, then your county of residence was:
- b) where your personal automobile was registered. If this did not apply, then your county of residence was:
- c) where you spent the majority of your time in Indiana during 2003.

If you moved to another Indiana county after January 1, 2003, your county of residence for tax purposes will not change until next year.

- If, on January 1, 2003, you lived in a county that has a tax, then you will owe county tax on all of your Indiana adjusted gross income.
- If, on January 1, 2003, you lived in a county that has no tax, then county tax will be figured on your income from your principal employment if the county where you worked on January 1, 2003 has a tax.

Special Note to Married Taxpayers Filing a Joint Return

- If you lived in different counties on January 1, 2003, both of you need to figure your county tax separately on Section 1.
- If both of you lived in a county on January 1, 2003 that had no tax but worked in a county that did have a tax, you must figure your tax separately on Section 2.

Section 1 Instructions

Line 1

- If you are filing a single return, enter on line 1A the amount from Form IT-40EZ, line 5.
- If you are filing a joint return and you *both* lived in the same county that has a tax on January 1, 2003, enter on line 1A the amount from Form IT-40EZ, line 5. Leave Column B blank.
- If you are filing a joint return and you lived in different counties on January 1, 2003, then enter your share of the income on line 5 of the IT-40EZ. See how to do this in Example 1 below.

Example 1: On January 1, 2003, Jim and Rita lived in different counties. Their share of the income on line 5 of their IT-40EZ is figured in the following way:

Breakdown	Jim's	Rita's	IT-40EZ Line 5 Total
wages	\$23,000	\$21,000	\$44,000
interest	+ 40	+ 40	+ 80
renter's deduction	- 750	- 750	- 1,500
exemption	<u>- 1,000</u>	<u>- 1,000</u>	<u>- 2,000</u>
totals	\$21,290	\$19,290	\$40,580*

Jim will enter \$21,290 on line 1A and Rita will enter \$19,290 on line 1B. (* This is their IT-40EZ line 5 amount.)

County Where You Worked

Your county of principal employment is the county where your main place of business was located or where your main work activity was performed on January 1, 2003. If you began working in another county after January 1, 2003, the county where you worked for tax purposes *will not change until next year*. If you had more than one job on January 1, 2003 your principal place of employment is the job where you worked the most hours and earned the most income.

Example 2 - Jessie worked in Marion County on January 1, 2003. She quit that job and began a new one in Johnson County on February 10, 2003. She will enter the Marion County 2-digit code (49) as the county where she worked for 2003 even though she changed jobs during the year.

Principal Employment Income

You must figure your principal employment income if, on January 1, 2003, you *lived* in a county that *didn't* have a tax but *worked* in a county that *did* have a tax. You will be filling out Section 2 instead of Section 1. Your principal employment income is income you earned from your main work activity (job) for the entire year.

Example 3 - Jessie earned \$1,000 at her Marion County job from January 1 through February 2, 2003. She earned \$14,000 at her Johnson County job she began on February 10 and worked through year's end. Her principal employment income for the year subject to Marion county tax is \$15,000.

Example 4 - Steve earned \$15,000 from his full-time job. He also earned \$2,000 from a part-time job. If you work a part-time job and a full-time job at the same time, only the income earned from the job where you *worked the most hours and made the most income* will be principal employment income subject to tax. Steve's principal employment income that is subject to tax is \$15,000.

Additional Information

Deceased Individual Information

If the taxpayer and/or spouse died during 2003, and this return is being filed with his/her name on it, make sure to enter the month and day of death in the appropriate box located on the back of the IT-40EZ. For example, a date of death of January 9, 2003, would be entered as 01/09.

Note: If the taxpayer and/or spouse died before or after 2003, do not enter his/her date of death in this box.

Remember your Sales and Use Tax Obligations. See instructions on page 6.

Authorization Section

If someone other than you completed this tax return, you can give the Department permission to discuss your tax return with that person. Place a checkmark in the appropriate box on the back of the tax return. Also, you must enter that person's identification number in the boxes provided at the end of this section. Enter the person's social security number, federal identification number or preparer's tax identification number (PTIN) if completed by a professional preparer. If someone other than you completed this return, and you do not want the Department to discuss your return with that person, check the "No" box.

Signature Section

If this is a joint return, both you and your spouse must sign and date the tax return. Also, give us your daytime telephone number so we can call you if we have any questions about your tax return.

If a paid preparer completed this tax return for you, he/she must complete the paid preparer's signature section. The paid preparer must provide the name and address of the firm that he/she represents. Also, the preparer must sign and date the back of the tax return and provide his/her identification number (in the area below your signature). We also ask for the daytime telephone number of the preparer if you authorize us to discuss your tax return with the preparer.

Signing the decedent's tax return

If a joint return is filed by the surviving spouse, the surviving spouse should sign his/her name and after the signature write: "Taxpayer and Surviving Spouse".

If filing a return for a deceased individual, an executor or administrator appointed for the deceased's estate must file and sign the return (even if this isn't the final return), indicating their relationship after their signature (e.g. administrator).

If an executor or administrator has not been appointed, the person filing the return should sign and give their relationship to the deceased (e.g. "John Doe, nephew").

Please mail your completed return to:
Indiana Department of Revenue
P.O. Box 40
Indianapolis, IN 46206-0040



Indiana School Districts

The list below gives the school districts within each county in Indiana. If you are unable to determine your correct school district, you should contact your county auditor for assistance. Please enter your 4-digit number in the appropriate space on the front of your Indiana return.

County

District Number and Name

Adams

0015 Adams Central Comm
0025 North Adams Community
0035 South Adams Schools

Allen

0125 M.S.D. Southwest Allen Co
0225 Northwest Allen County
0235 Fort Wayne Community
0255 East Allen County
9350 Timothy L Johnson Academy

Bartholomew

0365 Bartholomew Consolidated
0370 Flatrock-Hawcreek
4215 Edinburg Community

Benton

0395 Benton Community
5995 South Newton
8535 TriCounty

Blackford

0515 Blackford Community

Boone

0615 Western Boone County
0630 Zionsville Community Schools
0665 Lebanon Community Sch Corp
3055 Marion-Adams

Brown

0670 Brown County Sch Corp

Carroll

0750 Carroll Consolidated Sch Corp
0755 Delphi Community Sch Corp
1180 Rossville Consolidated
8565 Twin Lakes Sch Corp

Cass

0815 Southeastern Sch Corp
0875 Logansport Community
0775 Pioneer Regional Sch Corp
2650 Caston Sch Corp

Clark

0940 West Clark Community
1000 Clarksville Community
1010 Greater Clark County

Clay

1125 Clay Community Schools
2960 MSD Shakamak Schools

Clinton

1150 Clinton Central Sch Corp
1160 Clinton Prairie Sch Corp
1170 Frankfort Community
1180 Rossville Consolidated

Crawford

1300 Crawford Co. Community

Daviess

1315 Barr-Reeve Community
1375 North Daviess Comm Sch
1405 Washington Community

Dearborn

1560 Sunman-Dearborn Comm
1600 South Dearborn Comm
1620 Lawrenceburg Comm

Decatur

1655 Decatur Co Community
1730 Greensburg Community

DeKalb

1805 DeKalb County Eastern
Community Sch Dist
1820 Garrett-Keyser-Butler
Community
1835 DeKalb County Central
United Sch Dist
7610 Hamilton Community

Delaware

1870 University Schools
1875 Delaware Community
1885 Harrison-Washington
Community Sch Corp
1895 Liberty-Perry Community
1900 Cowan Comm Sch Corp
1910 Mt. Pleasant Township
Community Sch Corp
1940 Daleville Community Schools
1970 Muncie Community Schools

Dubois

2040 Northeast Dubois County
2100 Southeast Dubois County
2110 Southwest Dubois County
2120 Greater Jasper Consolidated

Elkhart

2155 Fairfield Comm Schools
2260 Baugo Community Schools
2270 Concord Community Schools
2275 Middlebury Community Schools
2285 Wa-Nee Community Schools
2305 Elkhart Community Schools
2315 Goshen Community Schools

Fayette

2395 Fayette County Sch Corp

Floyd

2400 New Albany-Floyd
County Consolidated Sch Corp
9320 Community Montessori Inc

Fountain

2435 Attica Consolidated Sch Corp
2440 Covington Community
2455 Southeast Fountain

Franklin

2475 Franklin Co Community
6895 Batesville Community
7950 Union County

Fulton

2645 Rochester Community
2650 Caston Sch Corp
4445 Tippecanoe Valley
5455 Culver Community

Gibson

2725 East Gibson Sch Corp
2735 North Gibson Sch Corp
2765 South Gibson Sch Corp

Grant

2815 Eastbrook Community
2825 Madison-Grant United
2855 Mississinewa Community
2865 Marion Community
5625 Oak Hill United

Greene

2920 Bloomfield School District
2940 Eastern School District
2950 Linton-Stockton Sch Corp
2960 MSD Shakamak Schools
2980 White River Valley School
District

Hamilton

3005 Hamilton Southeastern
3025 Hamilton Heights Sch Corp
3030 Westfield-Washington Schools
3055 Marion-Adams Schools
3060 Carmel Clay Schools
3070 Noblesville Schools
9325 Options Charter School

Hancock

3115 Southern Hancock Co
Community Sch Corp
3125 Greenfield Central Comm
3135 Mt. Vernon Community
3145 Eastern Hancock County
Community Sch Corp

Harrison

3160 Lanesville Community
3180 North Harrison Comm
3190 South Harrison Comm
1300 Crawford Co Community

Hendricks

3295 North West Hendricks
3305 Brownsburg Community
3315 Avon Community Sch Corp
3325 Danville Community
3330 Plainfield Community
3335 Mill Creek Community

Henry

3405 Blue River Valley Schools
3415 South Henry Sch Corp
3435 Shenandoah School Corp
3445 New Castle Community
3455 C A Beard Memorial Sch Corp
6795 Union Sch Corp
8305 Nettle Creek Sch Corp

Howard

3460 Taylor Community
3470 Northwestern Sch Corp
3480 Eastern Howard Comm
3490 Western Sch Corp
3500 Kokomo-Center Township
Consolidated

Huntington

3625 Huntington Co Comm

Jackson

3640 Medora Community
3675 Seymour Community
3695 Brownstown Central Comm
3710 Crothersville Community

Jasper

3785 Kankakee Valley
3815 Rensselaer Central
6630 West Central Sch Corp
8535 Tri-County Sch Corp

Jay

3945 Jay Sch Corp

Jefferson

3995 Madison Consolidated
4000 Southwestern Jefferson
Consolidated

Jennings

4015 Jennings County Schools

Johnson

4145 Clark-Pleasant Comm
4205 Center Grove Community
4215 Edinburg Community
4225 Franklin Community
4245 Greenwood Community
4255 Nineveh-Hensley-Jackson
United

Knox

4315 North Knox Sch Corp
4325 South Knox Sch Corp
4335 Vincennes Community

Kosciusko

4345 Wawasee Community
4415 Warsaw Community
4445 Tippecanoe Valley
4455 Whitko Community
2285 Wa-Nee Community
5495 Triton Sch Corp

LaGrange

4515 Prairie Heights Comm
4525 Westview Sch Corp
4535 Lakeland Sch Corp

Lake

4580 Hanover Community
4590 River Forest Community
4600 Merrillville Comm Schls
4615 Lake Central Sch Corp
4645 Tri Creek Sch Corp
4650 Lake Ridge Schools
4660 Crown Point Community
4670 School City of East Chicago
4680 Lake Station Community
4690 Gary Community Sch Corp
4700 Griffith Public Schools
4710 School City of Hammond
4720 School Town of Highland
4730 School City of Hobart
4740 School Town of Munster
4760 Whiting School City
9300 Campagna Academy Charter
School

Indiana School Districts Cont'd...

County

District Number and Name

LaPorte

4770 Cass Township Schools
 4790 Dewey Township Schools
 4805 New Prairie United Sch Corp
 4860 MSD New Durham Twp
 4880 Prairie Township Schools
 4925 Michigan City Area Schools
 4940 South Central Community
 4945 LaPorte Community
 7150 John Glenn Sch Corp

Lawrence

5075 North Lawrence Comm
 5085 Mitchell Community

Madison

5245 Frankton-Lapel Comm
 5255 South Madison Comm
 5265 Alexandria Community
 5275 Anderson Community
 5280 Elwood Community
 2825 Madison-Grant United

Marion

5300 MSD Decatur Township
 5310 Franklin Township Comm
 5330 MSD Lawrence Township
 5340 MSD Perry Township
 5350 MSD Pike Township
 5360 MSD Warren Township
 5370 MSD Washington Township
 5375 MSD Wayne Township
 5380 Beech Grove City Schools
 5385 Indianapolis Public Schools
 5400 Sch Town of Speedway
 9330 Irvington Comm School
 9370 21st Century Charter School
 9380 Christel House Academy
 9390 Flanner House Elem School
 9395 The Imani School for Excellence

Marshall

5455 Culver Community
 5470 Argos Community Schools
 5480 Bremen Public Schools
 5485 Plymouth Community
 5495 Triton Sch Corp
 7150 John Glenn Sch Corp
 7215 Union-North United

Martin

5520 Shoals Community
 5525 Loogootee Community

Miami

5615 Maconaquah Sch Corp
 5620 North Miami Consolidated
 5625 Oak Hill United Sch Corp
 5635 Peru Community Schools

Monroe

5705 Richland-Bean Blossom Community Sch Corp
 5740 Monroe Co Community

Montgomery

5835 North Montgomery Comm
 5845 South Montgomery Comm
 5855 Crawfordsville Comm Schools

Morgan

5900 Monroe-Gregg Sch Corp
 5910 Eminence Consolidated Comm Sch Corp
 5925 MSD Martinsville Sch Corp
 5930 Mooresville Con Sch Corp
 4255 Nineveh-Hensley-Jackson United

Newton

5945 North Newton Sch Corp
 5995 South Newton Sch Corp

Noble

6055 Central Noble Community
 6060 East Noble Sch Corp
 6065 West Noble Sch Corp
 4535 Lakeland Sch Corp
 8625 Smith-Green Comm Sch

Ohio

6080 Rising Sun-Ohio County Community

Orange

6145 Orleans Community Schools
 6155 Paoli Community Sch Corp
 6160 Springs Valley Comm

Owen

6195 Spencer-Owen Comm
 6750 Cloverdale Community

Parke

6260 Southwest Parke Comm
 6300 Rockville Community
 6310 Turkey Run Community
 1125 Clay Community Schools

Perry

6325 Perry Central Community
 6340 Cannelton City Schools
 6350 Tell City-Troy Township

Pike

6445 Pike County Sch Corp

Porter

6460 MSD Boone Township
 6470 Duneland Sch Corp
 6510 East Porter County
 6520 Porter Township
 6530 Union Township
 6550 Portage Township Schools
 6560 Valparaiso Community
 4925 Michigan City Area

Posey

6590 MSD Mount Vernon
 6600 MSD North Posey Co
 6610 New Harmony Town and Township Con Sch

Pulaski

6620 Eastern Pulaski Comm
 6630 West Central Sch Corp
 5455 Culver Community
 7515 North Judson-San Pierre

Putnam

6705 South Putnam Community
 6715 North Putnam Community
 6750 Cloverdale Community
 6755 Greencastle Community

Randolph

6795 Union Sch Corp
 6805 Randolph Southern
 6820 Monroe Central
 6825 Randolph Central
 6835 Randolph Eastern

Ripley

6865 South Ripley Community
 6895 Batesville Community
 6900 Jac-Cen-Del Community
 6910 Milan Community Schools
 1560 Sunman-Dearborn Comm

Rush

6995 Rush County Schools
 3455 C A Beard Memorial Sch Corp

St. Joseph

7150 John Glenn Sch Corp
 7175 Penn-Harris-Madison
 7200 Sch City of Mishawaka
 7205 South Bend Community
 7215 Union-North United Sch Dist
 4805 New Prairie United Sch Corp
 9360 Veritas Academy

Scott

7230 Scott Co Sch District No. 1
 7255 Scott Co Sch District No. 2

Shelby

7285 Shelby Eastern Schools
 7350 Northwestern Consolidated
 7360 Southwestern Consolidated
 7365 Shelbyville Central Schools
 1655 Decatur Co Community

Spencer

7385 North Spencer County
 7445 South Spencer County

Starke

7495 Oregon-Davis Sch Corp
 7515 North Judson-San Pierre
 7525 Knox Community Sch Corp
 5455 Culver Community

Steuben

7605 Fremont Community Schools
 7610 Hamilton Community Schools
 7615 MSD Steuben County
 1835 DeKalb County Central United Sch Dist
 4515 Prairie Heights Comm

Sullivan

7645 Northeast Sch Corp
 7715 Southwest Sch Corp

Switzerland

7775 Switzerland County

Tippecanoe

7855 Lafayette Sch Corp
 7865 Tippecanoe Sch Corp
 7875 West Lafayette Comm
 0395 Benton Community
 9340 New Community School

Tipton

7935 Northern Community Sch Tipton Co
 7945 Tipton Community Sch Corp

Union

7950 Union County

Vanderburgh

7995 Evansville-Vanderburgh
 9315 Signature Learning Center Inc

Vermillion

8010 North Vermillion Comm
 8020 South Vermillion Comm

Vigo

8030 Vigo County Sch Corp

Wabash

8045 Manchester Community Schls
 8050 MSD Wabash County
 8060 Wabash City Schools

Warren

8115 MSD Warren County
 0395 Benton Community Sch Corp
 2440 Covington Community

Warrick

8130 Warrick County Sch Corp

Washington

8205 Salem Community Schools
 8215 East Washington Sch Corp
 8220 West Washington Sch Corp

Wayne

8305 Nettle Creek Sch Corp
 8355 Western Wayne Schools
 8360 Centerville-Abington Community Schools
 8375 Northeastern Wayne
 8385 Richmond Community

Wells

8425 Southern Wells Comm
 8435 Northern Wells Comm
 8445 MSD Bluffton-Harrison

White

8515 North White Sch Corp
 8525 Frontier Sch Corp
 8535 Tri-County School Corp
 8565 Twin Lakes Sch Corp
 0775 Pioneer Regional Sch Corp

Whitley

8625 Smith-Green Comm Schls
 8665 Whitley Co. Con Schools
 4455 Whitko Community Sch Corp

Indiana Department of Revenue
 100 North Senate Avenue
 Indianapolis, IN 46204-2253



PRSR1 STD
 U.S. Postage
PAID
 Indiana Dept.
 of Revenue

Index

Address Changes (Moving?) 2
 Authorization Section 9
 Automated Information Line 1
 County Tax Instructions 8
 County Tax Rates 4
 County Tax Worksheet 3
 Credit Card Payment Information 7
 Deceased Taxpayers 9
 Direct Deposit T-3, 7
 District Offices 1
 Earned Income Credit 6
 Electronic Filing 2
 Internet Address 2
 Line-By-Line Instructions 5
 Mailing Address 9
 Nongame and Wildlife Fund . Back of booklet & 6
 Preparation Assistance 1
 Public Hearing 2
 Renter's Deduction T-4 & 8
 Rounding Figures 5
 Sales and Use Tax Worksheet T-6 & 6
 School District Numbers 10 & 11
 Signature Section 9
 TaxFax 1
 Taxpayer Advocate 2
 TeleFile Instructions T-4
 Tax Record (for TeleFiling) T-5 & T-6
 Unemployment Compensation Worksheet 7
 Where's Your Refund? 2

- This booklet contains:
- Form IT-40EZ and Instructions
 - County Tax Worksheet
 - Mail-In Voter Registration Application
 - TeleFile Record and Instructions

**Contributions to the Indiana
 Nongame Wildlife Fund**

Donations to the Nongame Wildlife Fund assist the Indiana Department of Natural Resources to manage and protect over 550 nongame and endangered wildlife species. Your contributions to the Fund have brought ospreys and bald eagles back to our skies and river otters to our waters.

These reintroduction programs as well as many other restoration, management, and educational projects implemented by the Wildlife Diversity Program rely on donations from individuals like yourself. The Program is funded almost exclusively by donations to the Indiana State income tax check-off and direct donations.

If you would like to make a donation to the Fund, you may donate all or a portion of your tax refund on Line 15 of the IT-40EZ. To make a direct donation, you can also complete the form below and mail it with a check or money order made payable to the Fund to: Nongame Wildlife Fund, Division of Fish and Wildlife, W-273, 402 West Washington St., Indianapolis, IN 46204.

You can learn more about Indiana's Nongame Wildlife Program at: www.wildlife.in.gov/



I (We) wish to donate \$ to the Indiana Nongame Wildlife Fund.

Name(s)	
Address	
City	State
Zip Code	